



C. L. A. S. S.

Connecting Learning Assures Successful Students

Upcoming Events

**2008
Summer
Institute**

June 24-27

Indianapolis, Indiana

For more information:

502-648-1881

Classworks@insightbb.com

E-TOOLS

December 2007



Upcoming Events

**C.L.A.S.S.
Support Team**

SPRING SESSION

March 18, 2008

**Fishback Creek Public
Academy**

Indianapolis, Indiana

For more information:

765-483-3060

Class@leb.k12.in.us

WELCOME to E-TOOLS!

Welcome to C.L.A.S.S. E-Tools for December. Each month we will provide you with ideas and resources to help support using the C.L.A.S.S. Model in your classroom. Each of you are outstanding educators who are dedicated to using the best tools and techniques to help students learn. E-Tools are designed to help give you practical examples of the C.L.A.S.S. tools and techniques in action!

This edition of E-Tools focuses on Hallway Greetings! Read over the basics of Hallways Greetings on the following pages and check out the examples that follow. Look at all the grade levels because many of the ideas can be adapted for any level. Then, use the last page in the E-Tools to develop or refine your own plan for Hallway Greetings. These simple pieces of text can be powerful tools in developing readers in your building!

AGENDA: December Issue

- **Hallway Greetings Basics**
- **Examples of Hallway Greetings at all 3 of the C.L.A.S.S. Levels**
- **Next Month's E-Tools: Best Books of 2007**



Celebration

The C.L.A.S.S. Staff welcomes **Carl Harvey** as a supporting cadre staff member. Carl is the Media Specialist at North Elementary in Noblesville, Indiana, and was recently recognized as the 2007 National Library Media Specialist of the Year sponsored by the National Association of the American Association of School Libraries. As part of his supporting role, he will be leading the C.L.A.S.S. E-Tools initiative. **Welcome Carl!**



C.L.A.S.S. Hallway Greetings Basics

What are Hallway Greetings?

- Hallway Greetings help build literacy school-wide.
- Hallway Greetings are located outside the classroom.
- Hallway Greetings give students the opportunity to apply comprehension strategies (making connections, determining importance, creating visual images, inferring, asking questions, and synthesizing) as they read the text they encounter throughout the school.
- Hallway Greetings engage students as they read on their way to lunch, specials, restrooms, etc.
- Hallway Greetings should be changed periodically, but do not necessarily need to be changed daily.

What are sources of texts for Hallway Greetings?

- Quotes from famous people, children's literature, etc.
- Jokes
- Riddles
- Important Vocabulary
- Trivia
- Questions
- Standards
- Lifelines
- Pictures
- Year-Long Plan / Themes
- Library Media Center resources

What do Hallway Greetings look like at each level of C.L.A.S.S.?

- Level 1 - Hallway Greetings contain connections to Lifelines
- Level 2 - Hallway Greetings contain connections to LA Standards
- Level 3 - Hallway Greetings contain connections to Content Standards

How do you use Hallway Greetings?

- Use Hallway Greetings to give your students a preview of what is happening in your room.
- Use Hallway Greeting to survey your class or all students in the building.
- Send students on a scavenger hunt. For example, could they find all the compound words used in Hallway Greetings in the building.
- Use Hallway Greetings to share with the school what is happening in your classroom.

What do you use to write your Hallway Greeting on?

- Small dry erase board
- Laminated Poster with vis-à-vis markers

Hallway Greetings - Kindergarten

Level 1:



Is she doing
the right
thing?

Level 2:

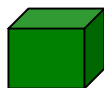

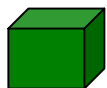
Which words are color
words?

red green car

LA K.1.20

Level 3:

What two things go together?



Math K.1.1

How might you use other Hallway Greetings in
the building?

As you walk through the building:

- How many letter "A" can you find?
- How many "the" words can you find?
- How many color words can you find?
- How many words can you find that you can read?
- Find one new word to learn.

Hallway Greetings - 1st Grade

Level 1:

Treat **People** Right!
Treat **Students** Right!
Treat **Teachers** Right!
Treat your **Friends** Right!

Level 2:

Cat and bat are rhyming words. Can you think of other words that rhyme with cat?

LA 1.1.7

Level 3:

Animals need food, water, and air to survive.

Science 1.4.3.

How might you use other Hallway Greetings in the building?

As you walk through the building:

- Look for different vowel sounds.
- Can you find any words that rhyme?
- Can you find one word that is made up of two words?
- Can you find any words in our Hallway Greeting in another Hallway Greeting?

Hallway Greetings - 2nd Grade

Level 1:

Do a random act of **kindness** today!

Level 2:

I keep writing ideas in my writer's notebook. One idea I had was a story where the setting was at our school.

LA 2.4.3

Level 3:

Do you think going to school was harder a long time ago or today? To vote, put a tally mark on the chart paper.

SS 2.1.1

How might you use other Hallway Greetings in the building?

As you walk through the building:

- Can you find words that have been abbreviated?
- Can you find plural verbs?
- Can you find a word to use in your own writing?
- Can you find a word that uses a prefix?

Hallway Greetings - 3rd Grade

Level 1:

Do the Right Thing?

Correct

Noble

Just

Good

Level 2:

“Was Nick a troublemaker? Hard to say. One thing’s for sure: Nick Allen had plenty of ideas, and he knew what to do with them.”

-- from Frindle by Andrew Clements

(Use a quote to introduce a novel you are going to start reading!)

LA. 3.3.3

Level 3:

Make sure to eat breakfast
and get a good night sleep
for school each day!

Health 3.1.1, 3.1.4

How might you use other Hallway Greetings in the building?

As you walk through the building:

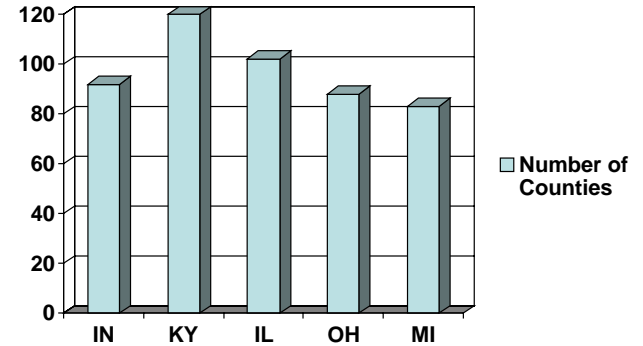
- Can you find words with multiple syllables?
- Find a word you don’t know. Let’s look it up in the dictionary.
- After reading all the messages in the school, can you write a Hallway Greeting we could use next week?

Hallway Greetings - 4th Grade

Level 1:

Use **cooperation** to work efficiently and effectively in your learning clubs this week!

Level 2:



Compare the number of counties in Indiana to other states.

LA 4.2.1

Level 3:

The three branches of government in Indiana are: the executive branch, the legislative branch, and the judicial branch.

SS 4.2.3

How might you use other Hallway Greetings in the building?

As you walk through the building:

- Pick a word from a Hallway Greeting. Make a list of synonyms.
- Pick a word and separate it - prefix, root word - suffix.
- Rewrite a sentence using more describing words.

Hallway Greetings - 5th Grade

Level 1:

“Teamwork divides the task and multiplies the success.”

-- Author Unknown

Level 2:

The activity in our classroom today will be like a well-oiled machine. Running smoothly and efficiently to get the job done!

LA 5.1.5

Level 3:

Prime numbers include:
2, 3, 5, 7, 11, 13, 17, 19,
23, 29, 31, 37, 41, 43, 47,
53, 59.

Math 5.1.6

How might you use other Hallway Greetings in the building?

As you walk through the building:

- Find synonyms.
- Find antonyms.
- Can you find a simile or metaphor?
- Rewrite a Hallway Greeting in your own words.

Hallway Greetings - 6th Grade

Level 1:

What is a cow's favorite subject in school?

Moosic!

(Lifeline: [Sense of Humor](#))

Level 2:

~~The story was good.~~

~~The reading selection was amazing.~~

Reading the book, I felt like I was just another character in the book.

LA 6.4.8 - Revise writing for meaning and clarity

Level 3:

To date, life has not been found on any other planet in our solar system.

Science 6.3.4

How might you use other Hallway Greetings in the building?

As you walk through the building:

- Give the main idea of the Hallway Greeting to the person behind you.
- Collect new words to use in your writing.
- Can you find common themes in the Hallway Greetings?

Hallway Greetings - 7th Grade

Level 1:

“**Curiosity** is the very basis of education and if you tell me that **curiosity** killed the cat, I say only the cat died nobly.”

-- Arnold Edinborough

Level 2:

What happened to you today?

What happened to you yesterday?

What happened to you over the weekend?

Could you write about it?

LA 7.4.1

Level 3:

There are 54 countries in Africa and 37 countries in Asia.

SS 7.3.5

How might you use other Hallway Greetings in the building?

As you walk through the building:

- Find a new word to look up in the dictionary.
- Can you find any grammatical mistakes in the Hallway Greetings?
- Can you find any Hallway Greetings that are trying to persuade you?

Hallway Greetings - 8th Grade

Level 1:

We are using **flexibility** today and will be meeting in the library media center. Come join us and use **responsibility** not to be late!

Level 2:

~~It~~ was very cool.

The trip was very exciting.

Taking the car trip was extremely exciting.

LA 8.4.9 - Revise writing for word choice

Level 3:

It is important that scientists keep accurate records, and that other scientists are able to replicate their work to maintain credibility.

Science 8.1.4

How might you use other Hallway Greetings in the building?

As you walk through the building:

- Which Hallway Greeting is the best? What evidence do you have to support your opinion?
- Do any of the Hallway Greetings contain: lyric, ballad, ode, etc.?

Hallway Greetings - Media

Level 1:

Post Shel Silverstein's Poem "Overdue".

Level 2:

Dr. Seuss wrote How the Grinch Stole Christmas? 50 years ago in 1957.

LA 1.3.2

Level 3:

Google is NOT a source of information. It is a way to FIND information. Just like a road is NOT a destination, but just the PATH to get to the destination.

LA 4.5.3

How might you use other Hallway Greetings in the building?

As you walk through the building:


- Can you find quotes from books?
- Can you find out what books other classes are reading?
- Can you find a fact that you want to know more information about?

Hallway Greetings - Art

Level 1:

Take **initiative** to think creatively when you enter this room!

Level 2:



What words can you use to describe this picture?

LA 1.5.4

Level 3:

“Colors, like features,
follow the changes of the
emotions.”

-- Pablo Picasso

Art 4.9.2

How might you use other Hallway Greetings in the building?

Ask students (as they come to you or are going back to class):

- Walking through the school, can you find things that are complimentary colors? Can you find the color words for complimentary colors?
- Can you find describing words for paintings, sculptures, etc.?

Hallway Greetings - Music

Level 1:

Start the day off on
a good .

Do the Right Thing and
Treat People Right!

Level 2:

What are some words that
rhyme with sing?

LA 1.1.7

Level 3:

One in three of today's
school-aged children will
hold an arts-related job at
some time in his or her
career.

How might you use other Hallway Greetings in
the building?

Ask students (as they come to you or are
going back to class):

- Can you find words that have three beats?
- Can you find words that would make good lyrics?

Hallway Greetings - P.E.

Level 1:

“My dad has always taught me these words: care and share. That's why we put on clinics. The only thing I can do is try to give back. If it works, it works.”
-- Tiger Woods

Level 2:

Basketball is an exciting game with lots of opportunities for people to work together as a team.

LA 3.1.2

Level 3:

How do we get better at something?

Practice, Practice,
Practice!

P.E. 4.4.2

How might you use other Hallway Greetings in the building?

- Ask students (as they come to you or are going back to class)
 - What action words did you find in some of the Hallway Greetings?”
 - Today we talked about basketball. Can you find other compound words in the building?
 - Every time you find a verb, jump high in the air.

Hallway Greetings - Month: _____

Week 1 Hallway Greeting:

Source of Hallway Greeting:

Standards Connection:

Week 2 Hallway Greeting:

Source of Hallway Greeting:

Standards Connection:

Week 3 Hallway Greeting:

Source of Hallway Greeting:

Standards Connection:

Week 4 Hallway Greeting:

Source of Hallway Greeting:

Standards Connection: